



**COVERED  
CALIFORNIA**

# BRAND STYLE GUIDE

August 2016



# CONTENTS

<b>Welcome To Covered California</b> . . . . .	2
<b>Covered California’s Story</b> . . . . .	3
History . . . . .	4
<b>Design Elements</b> . . . . .	5
Typeface . . . . .	6
Color Palette . . . . .	10
Photography . . . . .	11
Iconography . . . . .	14
<b>Covered California’s Logo</b> . . . . .	16
Standard Logo . . . . .	17
It’s Life Care Logo . . . . .	18
Small Business Logo . . . . .	19
Certified Insurance Agent Logo . . . . .	20
Logo Sizing . . . . .	21
Color Logo Usage . . . . .	22
Clear Space . . . . .	23
Tag Logo . . . . .	24
Incorrect Logo Usage . . . . .	25
<b>Partner Logo Lock-Up Guidelines</b> . . . . .	26
Vertical Logo Lock-Up Guidelines . . . . .	27
Horizontal Logo Lock-Up Guidelines . . . . .	27
Incorrect Partner Logo Lock-Up Usage . . . . .	28
<b>Contact</b> . . . . .	29

**Welcome to Covered California.**

This style guide is designed to inform the development and execution of all Covered California consumer-facing advertising as well as internal, media and stakeholder communications.

Whether new to the brand, a seasoned veteran or a co-branded partner agency, adhering to these guidelines will help ensure the Covered California brand is consistently experienced with the same integrity and authenticity across all communication and branding platforms.



# HISTORY

Covered California is a result of the federal Patient Protection and Affordable Care Act, commonly known as the Affordable Care Act or Obamacare, signed into law in 2010. California was the first U.S. state to create its own health insurance marketplace — or exchange — when it established Covered California in October 2012. It marked the beginning of a new era aimed at making health insurance more accessible and affordable to Californians.



# PRIMARY TYPEFACE

Karbon is the official Covered California brand typeface. It is to be used for print, digital, collateral, out of home, posters and all other traditional communications.

Karbon is available in four weights. It can be used in headlines, subheads, captions and body copy in all forms of communications.

Italics can be used only in disclaimers or captions. In all other cases, use standard type.

Karbon Light is to be used only in certain executions that are suited for a lighter weight font (e.g., the headline above).

Karbon is a licensed font, and is available for purchase online. If Karbon is not accessible, the secondary typeface discussed on the following page should be used instead.

## **KARBON BOLD**

**ABCDEFGHIJKLMNOPQRSTUVWXYZ**

**abcdefghijklmnopqrstuvwxyz**

**0123456789(,.;:?!\$&\*)**

## **KARBON SEMIBOLD**

**ABCDEFGHIJKLMNOPQRSTUVWXYZ**

**abcdefghijklmnopqrstuvwxyz**

**0123456789(,.;:?!\$&\*)**

## KARBON REGULAR

ABCDEFGHIJKLMNOPQRSTUVWXYZ

abcdefghijklmnopqrstuvwxyz

0123456789(,.;:?!\$&\*)

## KARBON LIGHT

ABCDEFGHIJKLMNOPQRSTUVWXYZ

abcdefghijklmnopqrstuvwxyz

0123456789(,.;:?!\$&\*)

# SECONDARY TYPEFACE

Arial is the secondary font used when Karbon is not available (e.g., PowerPoint presentations or emails).

## ARIAL

ABCDEFGHIJKLMNOPQRSTUVWXYZ

abcdefghijklmnopqrstuvwxyz

0123456789(,.;:?!\$&\*)

## ARIAL BOLD

**ABCDEFGHIJKLMNOPQRSTUVWXYZ**

**abcdefghijklmnopqrstuvwxyz**

**0123456789(,.;:?!\$&\*)**



# IN-LANGUAGE TYPEFACES

Covered California produces communications in 13 different languages. A specific typeface is used for all primary in-language communications. Karbon is used for Filipino and Spanish, while Chinese, Korean and Vietnamese use Google Noto. For the eight secondary languages used in Covered California communications, Google Noto should also be used. Noto is freely available to anyone and has multiple styles and weights.

## **CHINESE : NOTO SANS CJK TC**

不只是健康保險，更是人生的保障

## **KOREAN : NOTO SANS CJK KR**

건강만이 아닌 인생을 돌보십시오.

## **VIETNAMESE : NOTO SANS REGULAR**

Hãy chăm sóc sức khỏe để chăm sóc đời sống.

## **FILIPINO (ENGLISH) : KARBON**

It's more than just health care. It's life care.

## **SPANISH : KARBON**

Es más que cuidado médico. Es cuidado para la vida.

# TYPESETTING GUIDELINES

All primary communications should use a combination of uppercase and lowercase. Uppercase or lowercase can be used for headlines depending on the communication. Subheads, body copy, captions and supers should always use sentence casing.

When using Karbon in print and digital executions, such as body copy, size should be no smaller than 9pt with kerning set to 20. If the font is being used with longer blocks of copy, setting the kerning to 0 is a solution to help legibility. When using the font at a larger point size, be cognizant of the kerning so the spacing does not overpower the legibility of the words.

To make all communications easier to understand, avoid combining multiple typefaces, type sizes or weights. If you are trying to establish a clear hierarchy of information, use limited weights of the same typeface to do so. Always maintain the integrity of the typeface. Do not stretch or condense letters.

## CORRECT TYPOGRAPHY

The role of typographic experimentation – extending the boundaries of language by freely probing visual and verbal syntax and the relationship between word and image.

## INCORRECT TYPOGRAPHY

The role of **typographic experimentation** – extending the boundaries of language by freely probing visual and verbal syntax and the relationship between word and image.

# COLOR PALETTE

When using the Covered California color palette, Teal, Charcoal and Gold are the dominant, primary colors.

Use Teal or Charcoal for all headlines.  
Charcoal is used for all body copy.

Teal and Gold are the primary colors used for larger icon illustrations in digital and web. They are also used as a color band design element in print.

Light gray can be used behind text in collateral, social posts or digital to help differentiate copy from imagery.

Secondary colors can be used to hold smaller copy, such as header bars or CTAs. They can also be used to organize content or for other small design elements (e.g., icons, illustrations and color bands.)

## Primary



Teal  
PMS 3115 C  
C.67 M.0 Y.19 K.0  
R.25 G.185 B.202  
19B9CA



Charcoal  
PMS 438 C  
C.12 M.20 Y.4 K.75  
R.85 G.77 B.86  
554D56



Gold  
PMS 110 C  
C.5 M.25 Y.100 K.0  
R.220 G.182 B.38  
DCB626

## Secondary




Hunter  
C.76 M.33 Y.65 K.15  
R.65 G.122 B.101  
417A65



Royal Blue  
C.70 M.25 Y.0 K.30  
R.45 G.119 B.164  
2D76A3



Fog Gray  
C.0 M.0 Y.0 K.20  
R.209 G.211 B.212  
D1D3D4



Light Gray  
C.0 M.0 Y.0 K.7  
R.239 G.240 B.241  
EFFF01



Tangerine  
C.12 M.65 Y.93 K.1  
R.216 G.115 B.51  
D87333



Lime  
C.40 M.0 Y.100 K.0  
R.167 G.208 B.47  
A7D02F



Bubblegum  
C.18 M.62 Y.6 K.0  
R.204 G.123 B.170  
CC7BAA

# PHOTOGRAPHY

## Image Selection

Stock photography can be used if it is licensed and it visually falls within guidelines.

### DOS AND DON'TS

Choose images that show genuine emotion, life moments big and small, and images that reflect the diversity of our audience.

Do not choose images that feel staged or contrived or that perpetuate negative stereotypes.

### COMPOSITION

Use images with clean, subtle environments and ample negative space to accommodate copy and graphics.

### CROP

Use cropping to create intimate, engaging layouts.



# PHOTOGRAPHY

## Primary Treatment

Convert images to a duotone look: dark gray for the shadows and light gray for the highlights. Then convert back to CMYK (or RGB) and add color photography at approximately 20 percent opacity to give a hint of color.

Any strong colors in wardrobe should be desaturated to avoid drawing too much attention.



# PHOTOGRAPHY

## Secondary Treatment

When toned-down color does not work well, muted grayscale can also be used. Convert image to a duotone look using dark gray for the shadows and light gray for the highlights.



# ICONOGRAPHY

## Single-Line Icons

Single-line, one-color icons are used in collateral to help organize and depict key information. The dominant color for icons is teal; however, royal blue, tangerine, bubblegum and fog gray can also be used.



Apply/Application



FAQ/Chat



Small Business



Medi-Cal



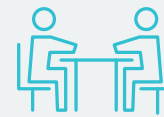
Calculate



Family



Store



Consultation



Question



Website



Medication



Secure



Lost Coverage



Baby



Resident



Shop



Customer Service



Small Business Owner



Phone



Exception



Preventive Care



Doctor



ADDITIONAL ICON COLORS

# ICONOGRAPHY

## Illustrative Icons

Larger illustrative icons are used in websites, landing pages and digital online advertising.


Illustrations for web should be used in primary blue and gold only as seen here.



Baby



Steps to Apply



FAQs



Small Business



Shop



Customer Service



Small Business Owner



Family



Exception



Preventive Care



Resident



Medication



Medi-Cal



FAQ/Chat



Calculate




Secure



Store



Consultation



Website



Lost Coverage



Phone



# COVERED CALIFORNIA'S LOGO

# STANDARD LOGO

The Covered California logo represents the diverse population that will access health coverage through the marketplace. Nested Cs rotated 90 degrees clockwise embody the concept of coverage in a protective umbrella shape while subtly referencing the brand name.

The name is set in a contemporary sans serif typeface that communicates clearly and effectively while supporting the clean and friendly iconography.

The preferred version of the Covered California logo is the vertical configuration in full color. The full-color logo should appear against a solid white or light gray background only.



## HORIZONTAL LOCK-UP

The horizontal logo has been designed for short, elongated formats – instances where the available space is insufficient for the vertical logo.



## VERTICAL LOCK-UP

When space does not allow for the horizontal logo.

# IT'S LIFE CARE LOGO

Covered California uses a campaign tag lock-up in some advertising communications. This logo is typically featured in print, television, video and out of home.



*It's* **LIFE CARE.**

## HORIZONTAL LOCK-UP

The horizontal lock-up is preferred, especially for print layouts.



**ES CUIDADO PARA LA VIDA.**

## SPANISH HORIZONTAL LOCK-UP



**COVERED  
CALIFORNIA**

*It's* **LIFE CARE.**

## VERTICAL LOCK-UP

When space does not allow for the horizontal logo.



**COVERED  
CALIFORNIA**

**ES CUIDADO PARA LA VIDA.**

## SPANISH VERTICAL LOCK-UP

# SMALL BUSINESS LOGO

These are the logos to be featured in Small Business communications.



HORIZONTAL LOCK-UP

The horizontal lock-up is preferred, especially for print layouts.

FOR **SMALL BUSINESS**



VERTICAL LOCK-UP

When space does not allow for the horizontal logo.

FOR **SMALL  
BUSINESS**



SPANISH HORIZONTAL LOCK-UP

The horizontal lock-up is preferred, especially for print layouts.

PARA **PEQUEÑAS EMPRESAS**



SPANISH VERTICAL LOCK-UP

When space does not allow for the horizontal logo.

PARA  
**PEQUEÑAS  
EMPRESAS**

# CERTIFIED INSURANCE AGENT LOGO

The Certified Insurance Agent logo was developed to designate insurance agents who have met the requirements established by Covered California. This logo is available to Certified Insurance Agents to use on their websites, business cards, letterhead and other communications materials.

The full-color logo should only appear against a solid white background. The single color logo should be used when there is heavy use of other colors that may clash with the Covered California logo. It can be assigned any dark color or be reversed out of another color.

Badges are a good choice when adding to a website because they are self-contained, so they can be freely positioned on top of colors and artwork without the restrictions of the logo. The black and white versions may be assigned a single color or reversed out of a darker color.

The logos are available in three different formats: EPS, JPG and PNG. Logos may be downloaded from the Agent Tool Kit at <http://hbex.coveredca.com/toolkit>.



VERTICAL LOGO



HORIZONTAL LOGO



VERTICAL B/W LOGO



HORIZONTAL B/W LOGO



VERTICAL BADGE



VERTICAL B/W BADGE



HORIZONTAL BADGE



HORIZONTAL B/W BADGE

# LOGO SIZING

Follow these specifications for minimum size when scaling any Covered California logo. Do not reduce any smaller than indicated by the numbers beneath the examples.

## Trademark and legal line

The trademark symbol should always accompany the logo and be no smaller than 4 pt, Helvetica Bold. There are two sizes available for each logo configuration (small and standard). These may be scaled within the sizes specified.

The trademark legal line, when required:

Covered California is a registered trademark of the state of California.

Publications and print materials must include the legal line, and placement is recommended in the footer.



HORIZONTAL (SMALL)  
Use at widths from 1" to 1.5"  
PRINT 1" (140px)



HORIZONTAL (STANDARD)  
Use at widths greater than 1.5"  
PRINT 1.5" (210px)



VERTICAL (SMALL)  
Use at widths from 0.6" to 1"  
PRINT 0.6" (60px)



VERTICAL (STANDARD)  
Use at widths greater than 1"  
PRINT 1" (100px)

# COLOR LOGO USAGE

Each Covered California logo is available in five color formats: CMYK, RGB, grayscale, 1-color (black) and reverse (white). Always use the appropriate logo for the application.

**PRINT**  
EPS files

**DIGITAL**  
JPG files

**MICROSOFT WORD**  
Use JPG files in Word and other word processing applications.

**MICROSOFT POWERPOINT**  
PNG files

*Note: The reverse and CMYK versions of the logo are provided in EPS format only.*



**CMYK**  
Use this logo for all full-color print applications.



**RGB**  
Use this logo for all digital applications.



**GRAYSCALE**  
Use this logo for all 1-color print applications.



**1-COLOR BLACK**  
Use this logo for 1-color print applications when the grayscale logo cannot be reproduced.



**REVERSE WHITE**  
Use this logo anytime it appears on a dark background.

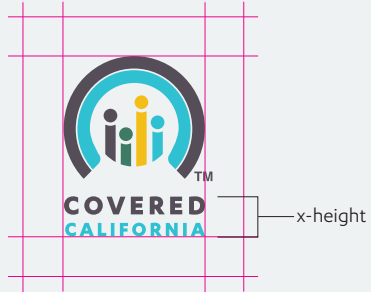
# CLEAR SPACE

Please follow these logo specifications to ensure maximum visibility and legibility in all communications.



## HORIZONTAL (SMALL)

The minimum clear space for the horizontal logo (small) is “X,” where “X” is equal to the height of both lines “Covered California” in the Covered California logotype.



## VERTICAL (SMALL)

The minimum clear space for the vertical logo (small) is “X,” where “X” is equal to the height of both lines “Covered California” in the Covered California logotype.



## HORIZONTAL (STANDARD)

The minimum clear space for the horizontal logo (standard) is “X,” where “X” is equal to the height of the word “Covered” in the Covered California logotype.



## VERTICAL (STANDARD)

The minimum clear space for the vertical logo (standard) is “X,” where “X” is equal to the height of the word “Covered” in the Covered California logotype.




# TAG LOGO

When overlaying the Covered California logo onto a background, using the logo with holding device lock-up is best.


When used at the top of the page, the top of the tag should be flush with the top edge of the artboard. When used at the bottom of the page, the bottom of the tag should be flush with the bottom edge of the art board.

## HOLDING DEVICE/TAG

Use on top or bottom of photo or colored background.






DO NOT change the color of the holding device.



## HOLDING DEVICE/TAG

Mock-up on photo or colored background.



# INCORRECT LOGO USAGE

Always use the approved artwork provided in this brand guide, and do not alter the logo in any way. Here are some examples of incorrect usage.



**SIZE RELATIONSHIP**  
Do not alter the size relationship of the logo components.



**COLOR**  
Do not change the colors of the symbol or logotype.



**COLOR**  
Do not rearrange the position of the logo components.



**ADDED EFFECTS**  
Do not add a drop shadow or other effects to the logo.



**WORDMARK**  
Do not use the wordmark by itself.



**LOGOMARK**  
Do not use the logomark by itself.



**WORDMARK**  
Do not use the wordmark by itself.



**TYPEFACES**  
Do not change the typeface of the wordmark.



**DISTORTION**  
Do not distort or stretch any part of the logo.



**INDIVIDUAL ELEMENTS**  
Do not deconstruct the logo elements to form new graphic lock-ups or identities.



**BACKGROUND**  
Do not place the logo on a background that does not provide sufficient contrast.

PARTNER  
LOGO  
LOCK-UP  
GUIDELINES

# PARTNER LOGO LOCK-UP GUIDELINES

There will be times when you may want to place the Covered California logo next to your logo — a logo lock-up. In such instances, always separate the logos with a dividing line.

When creating a partner logo lock-up, space each logo so that they are one X-height apart, where “X” is equal to the height from the bottom of the logotype to the bottom of the logomark.

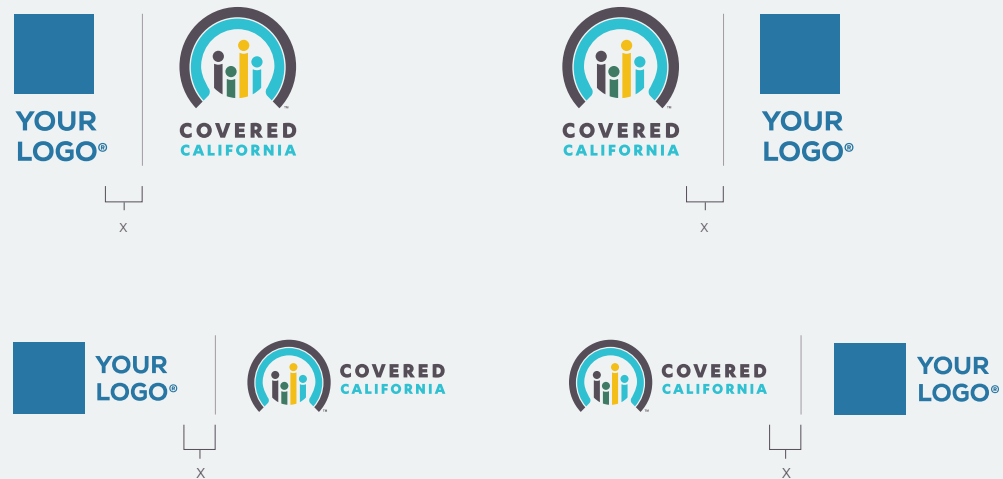
When sizing the logos, make sure that they all have equal prominence. Because partner logos may vary in shape, the logos should appear optically equal even if they are not the exact same size.

Of course, there are many other variations where the Covered California logo and a partner logo may appear within the same space. But if it is desired to place the two logos in close proximity, follow the guidelines above.

## LOGO LOCK-UP VERTICAL



## LOGO LOCK-UP VERTICAL



# INCORRECT LOGO LOCK-UP USAGE

The logo and logo co-branded lock-up should be used according to the specifications in this brand guide. Always use the approved artwork provided and do not alter the logo in any way. Here are some examples of incorrect usage.




**SIZE RELATIONSHIP**  
Do not create imbalanced logo-to-logo scale.



**DISTORTION**  
Do not distort the logo or logotype.



**ARRANGEMENT**  
Do not overlap the logos; follow white space rules.



**BACKGROUND**  
Do not set the logos on anything but a white field.



**COLOR**  
Do not change the colors of the symbol or logotype.



**EFFECTS**  
Do not add effects to the logo or logotype.

**QUESTIONS?**

For any questions regarding Covered California™ or these brand guidelines, please contact [branding@covered.ca.gov](mailto:branding@covered.ca.gov).

© 2016 Covered California. All rights reserved. Covered California is a trademark of Covered California. Trademarks of Covered California are used with permission. Other products and brand names may be trademarks or registered trademarks of their respective owners.